



EST 1996

ROCKDOOR

Rock Solid Everytime



ROCKDOOR

Rock Solid Everytime

Welcome to Rockdoor

Established in 1996 Rockdoor has been instrumental in the development of composite doors, **leading the way in style, innovation and security.** To this date, we have produced almost half a million doors from our high-tech manufacturing facility in Lancashire.

Rockdoors are tailor-made from scratch for the **ultimate in strength**, with each door being manufactured to your exact requirements.

Our vast collection of composite doors are thoughtfully designed to suit many different tastes and property styles. The range features many individual door styles, from the contemporary to the traditional, and includes the market leading **Rockdoor Stable Door and French Doors.**



Strength & Security	4
Choose Your Series	7
Door Set Energy Ratings (DSER's)	8
Security Ratings	9
An Inner Strength	10-11
Ultimate Series	
Features & Benefits	12
Door Styles & Glass Designs	14-37
Ultimate Series Options	38-39
Elite Series	
Features & Benefits	40
Door Styles & Glass Designs	42-49
Elite Series Options	50-51
Select Series	
Features & Benefits	52
Door Styles & Glass Designs	54-61
Select Series Options	62-63
Colour Options	64
iPhone & iPad App	65
Series Comparison	66-67



ROCKDOOR

Make Your Home Rock Solid

ROCKDOOR

Rock Solid Strength & Security

The founding principles of Rockdoor were to create a composite door that was a 'cut above the rest', both in terms of style, but more importantly security.

Almost two decades on, Rockdoor is now so well renowned for the strength and security of our door that even the **Fire Service & Police** have to practice gaining access to it in the unlikely event of an emergency.

Rockdoor hit the front pages back in 2004 with the headline **'Door that Beat the Bobbies'**. Local Police had to abandon their attempts of breaking into a Rockdoor - even with battering rams - as the strength and security of a Rockdoor stopped them in their tracks.

This accolade surpasses any accreditation in the industry by some distance, and is testament to the security that only a Rockdoor can afford.

To see for yourself why a Rockdoor is so secure, please see pg 10 & 11.

Secured by Design

Rockdoor is manufactured in accordance with Secured by Design, an accreditation fully backed by the police. All Secured by Design products are tested in accordance with strict guidelines to reduce crime. To ensure your door meets these requirements, simply specify your Rockdoor to be Secured by Design.



A Cut above the Rest

What better way to demonstrate the strength and security of a Rockdoor, than the above picture showing the Fire Service trying to gain entry through the door whilst on a training exercise. The service recently visited our manufacturing facility to practice getting into a Rockdoor, in the rare event of having to force entry in an emergency. To help them in their training, they used a high tech **diamond tipped power saw** – something even expert burglars don't carry with them.



ULTIMATE

Series

Energy Rating



Security Rating



ELITE

Series

Energy Rating



Security Rating



SELECT

Series

Energy Rating



Security Rating



Choose your Series

The great thing about Rockdoor is that although we have lots of stunning styles for you to choose from, deciding on which 'Series' you want is easy. We have split our doors into **3 different Series** to help you choose a door that's right for you and your budget. Rockdoors **Ultimate Series, Elite Series & Select Series** are explained in more detail within our brochure.

Ultimate Series



Featuring a 50mm thick door sash, argon filled double glazed unit, soft coat thermally efficient glass and a carbon fibre reinforced innerframe, Rockdoors Ultimate Series is **A-Rated as standard** (a first in the industry) making it the most advanced thermally efficient and secure composite door available.

Elite Series

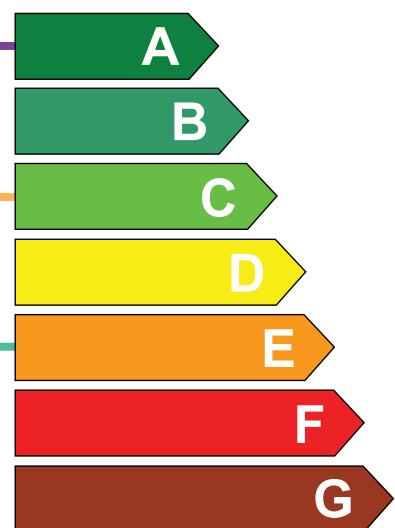


Featuring a 44mm sash, argon filled double glazed unit and hard coat thermally efficient glass, Rockdoors Elite Series is **C-Rated as standard**, which exceeds what many other composite door manufacturers can achieve.


Select Series



Featuring a 44mm sash, double glazed unit and thermally efficient glass, Rockdoors Select Series is **E-Rated as standard** which meets the industry standard keeping you warm and cosy in your home.



Door Set Energy Ratings



Door Set Energy Ratings (DSER's) were recently introduced to the market, to provide a simple yet effective way of assessing the energy efficiency of residential doors (similar to choosing a washing machine). Rockdoor are the only manufacturer in the industry to have an entire series of doors which are **A-Rated as standard**. Your Rockdoor will have an energy rating sticker attached to the door.

We achieve A-Ratings using many innovative techniques, ensuring that heat loss through our door is the lowest in the industry. The Ultimate Rockdoor features high performance low-emissivity soft coated glass which offers excellent thermal insulation when incorporated within a double glazed unit filled with argon gas.



Security Ratings



If truth be told, many homeowners don't realise how vulnerable they are until after they've been burgled. By installing a high security Rockdoor you will take away the fear of a thief gaining access to your property through your doors which is where **67% of break-ins occur**.

Unfortunately you can no longer rely on burglar alarms as the noise often falls on deaf ears; with many now regarding them as noise pollution and not burglar deterrents.

To evaluate the security ratings of each of our Rockdoor Series, we have developed a simple security rating chart to help you compare our doors. Our ratings start at 1 for the most secure door available on the market, through to 7 which could be compared to a door panel.

Ultimate Series



The most secure door in our range provides a **Level 1 Security Rating as standard**, featuring a unique carbon fibre reinforced innerframe only available with a Rockdoor; as well as German engineered multi point hook locks made from solid brass. Cylinder guard protectors and a 50mm thick sash also combine to make Ultimate Series Rockdoors virtually impenetrable to burglars.

Elite Series



Featuring a 44mm sash the Elite Series provides a **Level 3 Security Rating as standard**, which we feel still surpasses what many other composite door manufacturers can achieve. The Elite Series also comes with German engineered multi point locks, cylinder guard protectors and a reinforced outerframe.

Select Series



Featuring a 44mm sash, the Select Series provides a **Level 5 Security Rating as standard** making it much more secure than standard door panels. The door comes with secure shoot bolt locks and reinforced outerframe.



THE ULTIMATE Rockdoor

Secure

Rockdoors are designed to be as secure as possible. Multipoint locks, steel drill plates, cylinder protectors, outer & inner frame reinforcing and anti-bumping cylinders provide complete peace of mind.

Strong

Rockdoor is made with a unique engineered door system 'made to measure' for strength, not 'cut to fit' which weakens the door. It is designed with a bespoke reinforced inner & outerframe, specially designed to hold all the components including locks, deadbolts & hinges.

Thermally Efficient

Rockdoor is the most thermally efficient door available with an entire Series available with an A-Rating for thermal performance. Press glazed technology, sash thickness, PU foam, PVC-U skins and thermally efficient soft coat glass are used to achieve an A-Rating.

Durable

Rockdoors are manufactured from high impact PVC-U to match windows. All coloured/wood doors are protected by Heat Shield technology meaning your door won't crack, bend or warp.

Style

Whatever your preference, Rockdoor has the UK's widest range of door styles, glass designs, colours and furniture options.

Low Maintenance

PVC-U is low maintenance and only requires an occasional wipe down with warm soapy water. As a Rockdoor contains no wood, it's impervious to water meaning it won't swell.

Multi Point Hook Locks

German engineered hook locks exclusive to Rockdoor. Made from steel and brass for ultimate strength & security.

Argon Glass Unit

Toughened glass units filled with Argon Gas to provide the most thermally efficient door available.

Carbon Fibre

An industry first, Rockdoors Carbon Fibre reinforced inner frame makes it the strongest door frame on the market.

Cylinder

Secured by Design Cylinder; anti-bump and anti-pick manufactured to British Standards 1303.

Cylinder Guard

Zinc cylinder guard protector to stop lock barrels from being snapped.

Steel Drill Plates

Concealed & reinforced steel drill plates prevent locks from being drilled out by thieves.

Engineered Frame

The door skeleton is welded together and is impervious to moisture ensuring it won't swell or rot.

An Inner Strength

The illustration on the opposite page provides an interesting insight into what goes on under the surface of a Rockdoor. Our innovation and engineering expertise in composite door development, backed by our attention to detail will go a long way to ensuring you and your family's security.

Steel Keeps

Brass hook locks engage into full length steel keeps to prevent forced entry.

Rebar

Outerframe features a reinforced thermal block for strength and thermal efficiency.

Hinge Block

Provides the strongest fixing points available when installing the door.

Door Outerframe

Multichambered, insulated outerframe for high levels of thermal performance.

Factory Glazing

No cassettes giving greater resistance to glass removal, perfect colour match and no air or water leakage.

Door Surface

Thick & tough 3mm skins both internally and externally resist cutting and impact.

3D Hinges

Engineered 3 way adjustable hinges secured into the Carbon Fibre frame for extra strength.

Letterplate

Opens to 180° for convenient and safe day to day use, and comes with integral brush strip for thermal efficiency.

Steel Mesh

A unique and **optional** welded steel mesh security system can increase the strength of your Rockdoor by 4 times.



The image and descriptions shown relate to the Ultimate Door Series.
Reinforced mesh optional.



ULTIMATE

Series

Features & Benefits

- Door Energy Rating - A as Standard if Chosen With Clear Backing Glass
- Security Rating - 1 as Standard
- 50mm Thick Door Sash
- 3mm High Impact Door Skins
- Full Range of Door Styles & Glass Designs
- Carbon Fibre Reinforced Innerframe
- Soft Coat low-emissivity Backing Glass
- Argon Filled Double Glazed Unit
- Warm Edge Spacerbar
- Secure Multi Point Locking System
- 6 Pin Secured by Design Cylinder
- German Engineered 3D Adjustable Hinges
- Stylish High Quality Furniture
- CE Marked as Standard

Door Energy & Security Ratings are explained in more detail on pg 8 & 9.

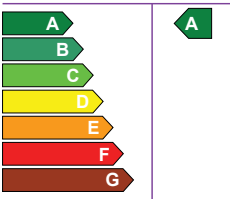
You care about style, you care about looks, and you obviously care about security. That's why **Rockdoor Ultimate** is the popular choice for those with discerning tastes and security concerns. Our **top-of-the-range** door, Rockdoor Ultimate looks superb on any property. Ultra-high security German engineered locks and a Carbon Fibre reinforced frame, makes it the **strongest composite door available**.

Ultimate comes in a choice of 24 door styles, many of which are exclusive to us. There are several intricate and exquisite glass designs as well as the finest handles and letterplates available.

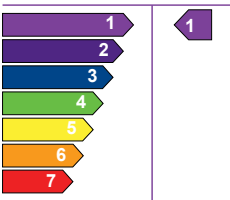
In addition to security and looks, Ultimate also boasts **Door Energy Ratings of A**. Each Ultimate Rockdoor features warm edge spacerbars and soft coat energy efficient glass. To ensure your door is A-Rated as standard choose a clear backing glass.

French Doors are B-Rated for energy efficiency when ordered with a PVC threshold.


Energy Rating



Security Rating



Choices Available (Full Rockdoor Range)



ULTIMATE SERIES



ULTIMATE

Portland

ULTIMATE SERIES

A subtle cross between a Windsor and Kentucky, the **Portland** offers a large piece of glass making it a clear favourite for those looking to let lots of light into their property. The Portland Beacon has fast become a Rockdoor favourite across the UK.

Portland, Horizon, Onyx Black



Portland, Clover, Emerald Green



Portland, Sunrise (Crystal), Ruby Red †



Portland, Sunrise (Crystal), White †



Portland, Beacon, Irish Oak *



* Contains Gluechip glass in the design.
† Simple Lite Designs see pg 51.

Portland



Download Rockdoors new app at rockdoor.com



For colour options please see pg 38



For furniture options please see pg 38

ULTIMATE

Newark

'Old meets new' in this modern take on a traditional classic. **Newark's** moulding lines replicate old Victorian characteristics, whilst injecting new fresh and stylish lines to make this a stunning door. Particularly elegant in Ruby Red with a centre knob.

Newark, Jubilee, Ruby Red †



Newark, Lantern (Inc Gluechip & Sandblasted Glass), Ruby Red *





Newark, Lantern, Irish Oak *



Newark, Citadel, White *



Newark, Bright Star, Emerald Green




Newark, Citadel (Inc Gluechip & Sandblasted Glass), Onyx Black *



ULTIMATE SERIES





ULTIMATE

Vogue & Classic

Due to the 3D nature of the Cube, Eclipse & Ocean we are unable to use soft coat energy efficient backing glass meaning its energy rating is reduced from A to B (which is still an excellent thermal rating).

The **Vogue & Classic** exude modern contemporary chic and will suit a wide variety of properties. The Cube and Eclipse glass designs in the Vogue feature a simple yet stylish 3-Dimensional effect, which provides a truly stunning look for your home making your neighbours look twice.

Vogue, Abyss, Anthracite Grey



Classic, Clear Glass, White



Vogue, Ocean, Onyx Black



Vogue, Eclipse, White



3D Glass

Eclipse



3D Glass

Vogue, Cube, Onyx Black



3D Glass

ULTIMATE SERIES



ULTIMATE

Georgia & Montana

The **Georgia** & **Montana** provide a close match to traditional timber doors of old. If you're looking for a door with elegance then look no further than these two stunning designs.

Georgia, Northern Star, White *



Georgia, Constellation, Rosewood *



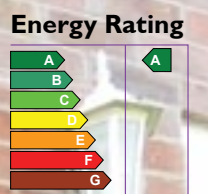

Montana, Libra, Light Oak *



Georgia, Renaissance, Ruby Red *



Georgia, Vela, Irish Oak *



Montana, Renaissance (Inc Gluechip Glass), Onyx Black *



ULTIMATE SERIES



ULTIMATE

Jacobeau

Our most popular door, the Jacobeau has provided many homeowners with a traditional looking door with stunning glass designs. A **Jacobeau** also looks great as a back door or when combined with sideframes for a front door.

Security Rating	Energy Rating
<div>1</div> <div>2</div> <div>3</div> <div>4</div> <div>5</div> <div>6</div> <div>7</div>	<div>A</div> <div>B</div> <div>C</div> <div>D</div> <div>E</div> <div>F</div> <div>G</div>
1	A

ULTIMATE SERIES

Jacobeau, Apollo, Onyx Black*
(With matching outerframe)



Jacobeau, Ellipse, White †

Jacobeau, Scorpio, Light Oak *



Jacobeau, Summit, Anthracite Grey †
(With matching outerframe)



Jacobeau, Linear, Ruby Red †



Jacobeau, Apollo (Inc Gluechip & Sandblasted Glass), Onyx Black *



* Contains Gluechip glass in the design.
† Photographed with a Sandstone backing glass.



Security Rating



1

Energy Rating



A



Windsor, Linear, Onyx Black †



Windsor, Summit, White †



Windsor, Titania, Rosewood *



Windsor, Neptune, Emerald Green *



Windsor, Triton, Ruby Red *






ULTIMATE

Windsor

Whilst a hugely popular front door, the **Windsor** also features on many homeowner's back doors, due to the amount of light that passes through the glass, often brightening up kitchens and utilities.





ULTIMATE

Kentucky & Arcacia

ULTIMATE SERIES

Distinctive moulding lines and a small glass aperture make the **Arcacia** a great choice for homeowners looking for both privacy and style.

The **Kentucky** carries intricate glass designs such as the Aquarius, which will make your door the envy of your neighbours.

Kentucky, Aquarius, White *



Kentucky, Ellipse, Emerald Green †



Arcacia, Cosmopolitan, Irish Oak *




Arcacia, Cosmopolitan, White *



Kentucky, Aquarius, Ruby Red *



Tennessee, Dorado (Inc Gluechip & Sandblasted Glass), Onyx Black *



Carolina, Gluechip, Cream *



ULTIMATE

Tennessee & Carolina

The **Tennessee** is a recent addition to the Rockdoor collection and features a stunning Gluechip glass design called the Dorado. The **Carolina** has been on the one the UK's most popular door styles for generations.

ULTIMATE SERIES

Tennessee, Summit, Anthracite Grey †



Carolina, Clear Glass, White



Carolina, Clear Glass, Ruby Red



Carolina, Clear Glass, Light Oak



Tennessee, Dorado, White *



Download Rockdoors new app at rockdoor.com



For colour options please see pg 64



For furniture options please see pg 38

* Contains Gluechip glass in the design.
† Photographed with a Sandstone backing glass.

Security Rating	Energy Rating
1	A
2	B
3	C
4	D
5	E
6	F
7	G



Regency, Clear Glass, Onyx Black
(With matching outerframe)



Regency, Clear Glass, Onyx Black



Colonial, Irish Oak

ULTIMATE

Colonial & Regency

Regency & Colonial are two designs in our collection which are growing in popularity, as they look at home in both traditional and modern properties.



Regency, Clear Glass, Anthracite Grey



Colonial, White





English Cottage, Clear Glass, Onyx Black

ULTIMATE

English Cottage & Cottage

At home in any style of property - and, of course, not just in England - the **English Cottage** is aesthetically pleasing & offers a classic combination of quality, functionality and unsurpassed security.

The **Cottage Spy View** & **View Light** offers an alternative which suits all styles of properties. Both are available with a wrought Iron handle as shown below.



Cottage Spy View, Clear Glass, White



Cottage View Light, Diamond Lead, Rosewood



Cottage View Light, Clear Glass, White



English Cottage, Clear Glass, Light Oak

English Cottage, Square Lead, Irish Oak

English Cottage & Cottage



Download Rockdoors new app at rockdoor.com



For colour options please see pg 64



For furniture options please see pg 38

ULTIMATE

Stable Doors

A Rockdoor **Stable Door** is quite simply the best Stable Door on the market - greatly admired and respected in the industry, and is one of our most popular styles. It offers all the performance benefits you would expect of a Rockdoor; together with the functionality that only a Stable Door can provide. The option to open the top door only, ensures that children and pets are kept safe and secure while still allowing fresh air into your home. It offers you the benefits of a window where only a door will fit!

A-Rated as Standard A

In an industry 1st, Rockdoors Stable Door is **A-Rated as standard** for thermal efficiency. This achievement is possible thanks to an innovative and unique double weather seal designed by Rockdoor; together with a 50mm thick door sash.



Bring the outside in

Our Stable Doors are available in 3 different styles which allow different amounts of light into your home, as well as 11 different colours, inside or out, to suit many property styles, from traditional country cottages to modern or contemporary homes.



Stable View Light, Clear Glass, White



Stable View Light, Clear Glass, White




Stable Spy View, Clear Glass, White



Stable Diamond, Clear Glass, White




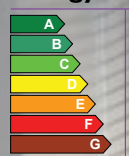
Stable Spy View, Clear Glass, Light Oak



Security Rating



Energy Rating



ULTIMATE SERIES



Stable View Light, Clear Glass, Onyx Black



ULTIMATE

Classic & Vogue French Doors



Classic French Doors, Clear Glass, Onyx Black *



Classic French Doors, Clear Glass, Light Oak *



Vogue French Doors, Clear Glass, White *



Classic French Doors, Clear Glass, White



Security Rating	Energy Rating
1	A
2	B
3	C
4	D
5	E
6	F
7	G

Classic French Doors, Clear Glass, White



Classic French Doors, Clear Glass, Rosewood



Rockdoor French Doors

Rockdoor has raised the bar in the French Door industry and extend the skills, innovation and knowledge gained from manufacturing traditional doors, into making the best French Doors available. You can rest assured the founding principles that made Rockdoor successful are present in French Doors.

French Door Security

All Rockdoor French Doors are Secured by Design as standard, meaning its virtually impossible for burglars to break in through them. Only Rockdoor French Doors can combine aesthetics and functionality, with strength and security.

* French Doors are B-rated if ordered with a PVC threshold.



Download Rockdoors new app at rockdoor.com



For colour options please see pg 64



For furniture options please see pg 38

ULTIMATE

Series Options

Ultimate Series Rockdoors are supplied with the highest quality locks and furniture available. Choose from the locks, furniture and glass options below to personalise your Rockdoor to your exact requirements. Please also use this page to choose any additional backing glass if required.

Security Options Choose either 2 or 4 multi point hook locks dependant upon your requirements. A 2 hook lock with centre deadbolt lock comes as standard.



2 Hook Locks



4 Hook Locks



Night Latch



Security Mesh



Security Chain

Furniture Options *Lever/ Lever comes as standard.



*Lever/ Lever



Lever/Pad
(Exterior only)



Rose Handle



Wrought Iron



Escutcheon &
Thumbturn

Additional Glass Designs

We are pleased to offer the following glass options to help you match certain property types or existing window patterns.



Georgian Bar

Georgian Bar Only available in Windsor, Jacobean, Kentucky, Portland & Stable View Light. Available in White, Light Oak & Woodgrain. Georgian Bar reduces the energy rating from an A to a B.



9mm Diamond Lead



9mm Square Lead

Surrounding Glass

If you are choosing glass for sideframes, fan lights or arches we recommend choosing Sandstone, Gluechip, Glacier, Woodland, Honeycomb or Misted Glass as these best suit our range of glass designs.



Furniture Colours Choose from the following 4 furniture colours.



Polished Chrome



Satin Chrome



Polished Gold



Midnight Black

Furniture Options (Cont'd)



Victorian
Centre Knob



Letterplate



Urn Knocker



Urn Knocker
with spy hole



Numerals

Obscure/Backing Glass

Choosing an obscure backing glass in replacement of clear glass will reduce the Door Energy Rating from A to B - we recommend that all designs featuring Gluechip glass are backed using clear glass to enable us to use low emissivity glass. Alternatively if you would like a different obscure/backing glass, the following options are available -



Gluechip
(Gluechip bespoke random pattern, extra cost option)



Honeycomb



Glacier



Woodland



Sandstone



Misted
(extra cost option)

Threshold

Choose a threshold to suit your lifestyle. Our most common threshold is option 1 as this is suitable for wheelchair and pram access.



1. Low Aluminium
Threshold

(Document L compliant)
(Suitable for Tie-Bar)
Low Aluminium Thresholds may reduce your doors energy ratings. Please refer to rockdoor.com/door-set-energy-ratings for clarification.



2. Slim PVC-U
Threshold



3. Full PVC-U
Threshold

ELITE

Series

Features & Benefits

- **Energy Rating - C as Standard if Chosen With Clear Backing Glass**
- **Security Rating - 3 as Standard**
- **44mm Thick Door Sash**
- **2mm High Impact Door Skins**
- **Aluminium Reinforced Frame**
- **Hard Coat Backing Glass**
- **Argon Filled Double Glazed Unit**
- **Warm Edge Spacerbar**
- **Secure Multi Point Locking System**
- **Engineered 3D Adjustable Hinges**
- **High Quality Furniture**
- **CE Marked as Standard**

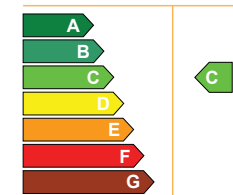
Door Energy & Security Ratings are explained in more detail on pg 8 & 9.

Security and safety are obviously paramount, but you want a competitively priced door that looks great too. **Rockdoor Elite Series** is exactly that.

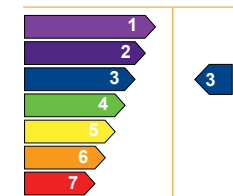
Featuring secure multipoint hook locks, the Elite Series offers a wide choice of stylish door and glass designs as well as quality handles and letterplates. The Elite Series can play a big part in keeping your home and family safe and warm.

Elite Series features **Door Energy Ratings of C** (which is still far above industry standards). To achieve this, we use warm edge spacerbars and energy efficient hard coat glass. To ensure your door is C Rated as standard choose a clear backing glass. (Glass designs in the Elite Series are photographed on a sandstone backing glass for illustrative purposes).

Energy Rating





Security Rating



Choices Available



ELITE SERIES



Jacobean, Summit, Anthracite Grey *



Jacobean, Simple Lite Sunrise (Crystal), White †



Jacobean, Green Diamond, Emerald Green *



Jacobean, Sunrise (Anthracite), Rosewood †



ELITE

Jacobean

Rockdoors most popular door style the **Jacobean** is available from the Elite Series in various glass designs including the Ellipse, Summit and Linear. Glass designs from the Elite Series can also be selected for Ultimate Series Rockdoors for extra strength, security and thermal efficiency.

Jacobean, Ellipse, Onyx Black *



Jacobean, Linear, White *



ELITE SERIES

* For illustration purposes all glass designs indicated are photographed with a Sandstone backing glass.
† Simple Lite designs see pg 51.



Download Rockdoors new app at rockdoor.com



For colour options please see pg 64



For furniture options please see pg 50

Windsor, Linear (Inc Sandblasted Glass), Ruby Red *



Security Rating	Energy Rating
1	A
2	B
3	C
4	D
5	E
6	F
7	G

ELITE

Windsor

Hugely popular as both a front door and back door, the **Windsor** lets a large amount of light into hallways, kitchens and utilities. Glass designs from the Elite Series can also be selected for Ultimate Series Rockdoors for extra strength, security and thermal efficiency.

ELITE SERIES

Windsor, Star Lite (Anthracite), Emerald Green †



Windsor, Red Diamond, White *



Windsor, Linear, Onyx Black *



Windsor, Ellipse, White *



Windsor, Summit, Light Oak *



Download Rockdoors new app at rockdoor.com




For colour options please see pg 64



For furniture options please see pg 50

* For illustration purposes all glass designs indicated are photographed with a Sandstone backing glass.
† Simple Lite designs see pg 51.



ELITE

Kentucky

Similar to the Windsor, but with a curved glass design, the **Kentucky** is also a hugely popular as both a front door and back door due to the large amounts of light that can pass through the door. Glass designs from the Elite Series can also be selected for Ultimate Series Rockdoors for extra strength, security and thermal efficiency.

ELITE SERIES

Kentucky, Linear Irish Oak *



Kentucky, Ellipse, Rosewood *



Kentucky, Sunrise (Crystal), White †



Simple Lite Sunrise (Crystal) †




Kentucky, Summit, Onyx Black *



* For illustration purposes all glass designs indicated are photographed with a Sandstone backing glass.
† Simple Lite designs see pg 51.





ELITE

Tennessee, Regency & Colonial

The **Tennessee** offers both traditional styling and modern glass designs including the Ellipse, Summit and Linear. The **Regency** & **Colonial** are perfect for homeowners looking for ultimate privacy. Glass designs from the Elite Series can also be selected for Ultimate Series Rockdoors for extra strength, security and thermal efficiency.

ELITE SERIES

Tennessee, Linear, Emerald Green *



Tennessee, Summit, Onyx Black *



Colonial, Light Oak



Regency, Clear Glass, Onyx Black



Tennessee, Ellipse, White *



Tennessee, Regency & Colonial

* For illustration purposes all glass designs indicated are photographed with a Sandstone backing glass.



ELITE

Series Options

Elite Series Rockdoors feature good quality furniture in the options as listed below. Please also use this page to choose any additional backing glass if required.

Security Options

A 2 hook lock with centre deadbolt lock comes as standard.



2 Hook Locks



Security Chain

Furniture Options

*Lever/ Lever comes as standard.



*Lever/ Lever



Lever/Pad
(Exterior only)



Victorian Centre
Knob (Chrome only)



Letterplate



Urn Knocker

Furniture Colours



Chrome



Gold

Furniture Options (Cont'd)




Urn Knocker
with spy hole



Numerals

Simple Lite & Matching Sideframes

Available in Crystal or Anthracite, these designs are mounted on Misted Glass and do not require an additional obscure backing glass. Crystal provides a translucent effect, whereas Anthracite gives a more traditional appearance. As designs are individually crafted, they may contain air inclusions and could appear slightly non-uniform which is considered an authentic attribute of the liquid pattern. Simple Lite designs are also available with matching patterns in sideframes and/or fan lights (as shown below). Visit Rockdoor.com for more information.



Anthracite

Crystal

Additional Glass Designs

We are pleased to offer the following glass options to help you match certain property types or existing window patterns.



Georgian Bar

Only available in Windsor, Jacobean, Kentucky. Available in White, Light Oak & Woodgrain. Georgian Bar reduces the energy rating from a C to a D.



9mm Diamond Lead



9mm Square Lead

Obscure/Backing Glass

Choosing an obscure backing glass in replacement of clear glass will reduce the Door Energy Rating from C to D. All designs in the Elite section have been photographed using a Sandstone backing glass for privacy. Alternatively if you would like a different obscure/backing glass, the following options are available -



Gluechip
(Gluechip bespoke random pattern, extra cost option)



Honeycomb



Glacier



Woodland



Misted
(extra cost option)

Surrounding Glass

If you are choosing glass for sideframes, fan lights or arches we recommend choosing Sandstone as this best suits our range of glass designs in the Elite Series.



Threshold

Choose a threshold to suit your lifestyle. Our most common threshold is option 1 as this is suitable for wheelchair and pram access.



1. Low Aluminium
Threshold

(Document L compliant)
(Suitable for Tie-Bar)
Low Aluminium Thresholds may reduce your doors energy ratings. Please refer to rockdoor.com/door-set-energy-ratings for clarification.



2. Slim PVC-U
Threshold



3. Full PVC-U
Threshold

SELECT

Series

Features & Benefits

- Door Energy Rating - E as Standard
- Security Rating - 5 as Standard
- 44mm Thick Door Sash
- 2mm High Impact Door Skins
- Aluminium Reinforced Frame
- Warm Edge Spacerbar
- Thunderbolt Multi Point Locking System
- Traditional Butt Hinges
- High Quality Furniture
- CE Marked as Standard

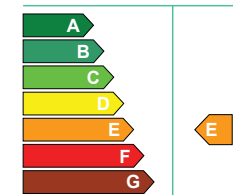
Door Energy & Security Ratings are explained in more detail on pg 8 & 9.

Ideal for many different styles of property, the **Rockdoor Select Series** is strong, secure and performs extremely well keeping you and your family safe and warm. Choose from different glass designs including coloured diamonds for a simple yet stunning effect, or from our Clear Lite range of designs. The Select Series is also popular as a back door option with plain or patterned glass.

Available in a choice of 6 different door styles, the Select Series comes complete with secure multipoint locks for your peace of mind.

Select Series features **Door Energy Ratings of E** which is the industry standard for thermal efficiency. (Glass designs in the Select Series are photographed on a sandstone backing glass for illustrative purposes).

Energy Rating



Security Rating



Choices Available



SELECT SERIES

SELECT

Jacobean

The Select Series **Jacobean** provides several glass designs for homeowners wanting a good quality front door but with a simple glass design. Alternatively, Jacobeans from the Select Series prove popular as a cost effective back door option. Glass designs from the Select Series can also be chosen for Ultimate or Elite Series Rockdoors for extra strength, security and thermal efficiency.




Jacobean, White Diamond, Ruby Red *



Jacobean, White Diamond, White *



Jacobean, Clear Lite, White †



Jacobean, Clear Lite †



Jacobean, Green Diamond, Emerald Green *



Jacobean, Black Diamond, Onyx Black *



Jacobean, Red Diamond, Ruby Red *

Security Rating	
1	
2	
3	
4	
5	5
6	
7	

Energy Rating	
A	
B	
C	
D	
E	E
F	
G	

SELECT SERIES



SELECT

Windsor

Similar to the Jacobean, the Select Series **Windsor** provides several glass designs for homeowners wanting a good quality front door but with a simple glass design, not to mention a cost effective back door with clear glass. Glass designs from the Select Series can also be chosen for Ultimate or Elite Series Rockdoors for extra strength, security and thermal efficiency.



Windsor; Black Diamond, Onyx Black *



Windsor; White Diamond, White *




Windsor; Green Diamond, Emerald Green *



Windsor; Clear Lite, White †



Windsor; Red Diamond, Ruby Red *





Windsor; Plain Glass, White

Security Rating	
1	
2	
3	
4	
5	
6	
7	

Energy Rating	
A	
B	
C	
D	
E	
F	
G	

SELECT SERIES





SELECT

Kentucky

Whether for an attractive front door with a simple yet stylish glass design, or a back door/side door with plain glass, the **Kentucky** has it all. Glass designs from the Select Series can also be chosen for Ultimate or Elite Series Rockdoors for extra strength, security and thermal efficiency.

Kentucky, White Diamond, Sapphire Blue *



Kentucky, Diamond Lead, Light Oak



Kentucky, White Diamond, Onyx Black *



Kentucky, Clear Lite, Ruby Red †



Kentucky, Clear Lite, White †



Kentucky, Red Diamond, White *



SELECT SERIES



Security Rating



Energy Rating



Tennessee, Red Diamond, White *

SELECT

Tennessee, Regency & Colonial

Offering style and security, the **Tennessee** is an extremely popular door with many homeowners and suits glass designs such as the coloured diamonds. The **Regency** & **Colonial** are designed for homeowners wanting extra privacy. Glass designs from the Select Series can also be chosen for Ultimate or Elite Series Rockdoors for extra strength, security and thermal efficiency.



Tennessee, Green Diamond, Emerald Green *



Tennessee, Clear Lite, White †




Tennessee, Red Diamond, Ruby Red *

SELECT SERIES

Colonial, White



Regency, Clear Glass, Onyx Black



For furniture options please see pg 62



For colour options please see pg 64



Download Rockdoors new app at rockdoor.com

* For illustration purposes all glass designs indicated are photographed with a Sandstone backing glass.
† Clear Lite designs please see page 63.

Tennessee, Regency & Colonial

SELECT

Series Options

Select Series Rockdoors are available in the furniture options as listed below. Please also use this page to choose any additional backing glass if required.

Security Options


A 2 bolt lock with centre deadbolt lock comes as standard.



2 Bolt Locks Security Chain

Furniture Options

*Lever/ Lever comes as standard.



*Lever/ Lever Lever/Pad (Exterior only) Victorian Centre Knob Letterplate Urn Knocker

Additional Glass Designs

We are pleased to offer the following glass options to help you match certain property types or existing window patterns.



Only available in Windsor, Jacobean, Kentucky. Available in White, Light Oak & Woodgrain.

Georgian Bar



9mm Diamond Lead



9mm Square Lead

Surrounding Glass

If you are choosing glass for sideframes, fan lights or arches we recommend choosing Sandstone as this best suits our range of glass designs in the Select Series.



Furniture Colours



Chrome Gold

Furniture Options (Cont'd)



Urn Knocker with spy hole Numerals

Clear Lite

Clear Lite glass designs are available in Crystal which is mounted on Sandstone Backing Glass therefore not requiring an additional backing glass. Crystal provides a translucent effect to the glass. As the designs are individually crafted, they may contain air inclusions and could appear slightly non-uniform which is considered an authentic attribute of the unique liquid pattern.



Clear Lite

Obscure/Backing Glass

All designs in the Select section have been photographed using a Sandstone backing glass for privacy. Alternatively if you would like a different obscure/backing glass, the following options are available -



Gluechip
(Gluechip bespoke random pattern, extra cost option)



Honeycomb



Glacier



Sandstone



Woodland



Misted
(extra cost option)


Threshold

Choose a threshold to suit your lifestyle. Our most common threshold is option 1 as this is suitable for wheelchair and pram access.



1. Low Aluminium Threshold

(Document L compliant)
(Suitable for Tie-Bar)
Low Aluminium Thresholds may reduce your doors energy ratings. Please refer to rockdoor.com/door-set-energy-ratings for clarification.



2. Slim PVC-U Threshold



3. Full PVC-U Threshold



Colour, inside & out

Rockdoors are available in 11 different colours as shown. As Rockdoors are 'made to order', not 'cut to size', all colours shown are available inside & out.



Please check colour swatch before ordering.

Visit our online gallery at rockdoor.com

Heat Shield & Heat Breaker

All doors are prone to high levels of heat absorption. Allowing such high levels of heat, often up to 100°C, to be absorbed into the door itself can cause problems. Rockdoor however has the solution. Heat Shield & Heat Breaker technology which is standard on all Woodgrain & Coloured Rockdoors. Heat Shield reflects all of the NIR rays of the sun helping to keep the doors surface temperature to a minimum, whilst Heat Breaker provides a white barrier to prevent any remaining heat being absorbed into the door sash.

iPhone & iPad

Rockdoor At Your Fingertips



Here's a great way to browse at your leisure the superb Rockdoor range. Download the new Rockdoor App now and you can choose the design, glass and colour that most appeals to you, using the latest technology available.

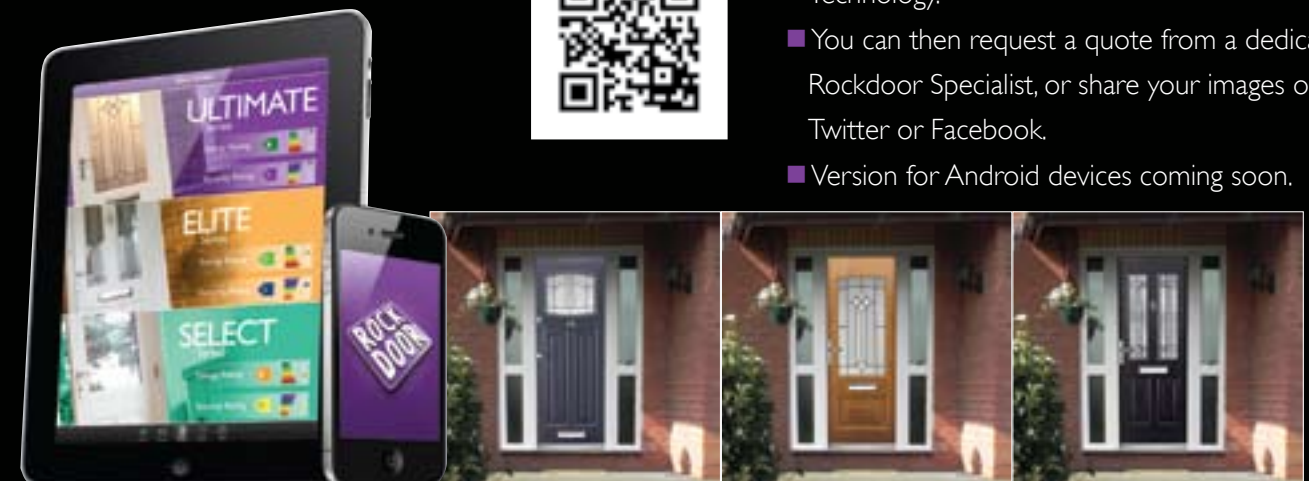
Rockdoor's App is completely free and provides the perfect way to visualise how a Rockdoor will look on your home. Using Augmented Reality Technology, Rockdoor has created an App that lets you photograph your existing door; then choose from a selection of images to help your choose the perfect Rockdoor that best compliments your home.

You can then scale the image as required on screen, so it gives you an accurate impression of how a new Rockdoor would look on your property.



The Rockdoor App enables you to do the following:

- Take a picture of your existing door through the camera on your iPhone or iPad.
- You can then choose from a huge range of door styles, colours and glass designs to help your choose a Rockdoor which best suits your property.
- Once you have chosen your Rockdoor, the picture can be viewed over the top of your existing door picture using Augmented Reality Technology.
- You can then request a quote from a dedicated Rockdoor Specialist, or share your images on Twitter or Facebook.
- Version for Android devices coming soon.





Series

Security 1

- Secured by Design German engineered hook locks.
- 25mm solid brass hooks (4 hook option).
- Full length keep.
- Deadlock.
- 6 Pin Secured by Design cylinder made to BS1303.
- Cylinder guard.
- Concealed anti-drill plate.

Strength

- Carbon Fibre reinforcing.
- Made to measure.
- Unique construction.
- 50mm sash.
- 3mm high impact external skin.
- 3mm high impact internal skin.
- 44mm rigid core.

Glazing

- Crisp edge CNC aperture.
- Press glazed technology.
- High security glazing system.
- Draft - leak proof seal.



Glass Designs

- Available from all the series.
- Gluechip & Sandblasted.
- Beveled designs.
- Simple Lite designs.
- Clear Lite designs.
- Coloured film designs.

Letterplate

Polished Chrome, Satin Chrome, Polished Gold, Midnight Black

- Solid metal surround.
- Thermal/acoustic seal.
- Fully sprung closing.
- 180° opening.

Handle

Polished Chrome, Satin Chrome, Polished Gold, Midnight Black

- Attractive backplates with ergonomically designed levers.
- Weight balanced spring cassette for ease of operation.
- Concealed anti-drill plate.
- 3 security fixings.

Thermal Efficiency A

- A-Rated door range when ordered with clear backing glass.
- 50mm thick sash.
- Carbon Fibre reinforcement
- 22mm Argon filled units.
- Soft coat glass.
- Warm edge spacerbar technology.
- 5 chamber outer profile.
- Outer profile reinforced thermal rebar.
- Twin seal weather gasket.



Series

Security 3

- German engineered lock.
- 20mm steel hooks.
- Single pocket keeps.
- Deadlock.
- 6 pin cylinder.
- Cylinder guard.

Strength

- Aluminium reinforcing.
- Made to measure.
- Unique construction.
- 44mm sash.
- 2mm high impact external skin.
- 2mm high impact internal skin.
- 40mm rigid core.

Glazing

- Press glazed technology.
- High security glazing system.
- Draft - leak proof seal.



Glass Designs

- Available from the Elite & Select series.
- Sandblasted.
- Beveled designs.
- Simple Lite designs.
- Clear Lite designs.
- Coloured film designs.

Letterplate

Chrome, Gold

- Minimal plastic surround.
- Thermal/acoustic seal.
- Fully sprung closing.
- 180° opening.

Handle

Chrome, Gold

- Attractive levers & backplates.
- Spring cassette for ease of operation.
- 2 security fixings.

Thermal Efficiency C

- C-Rated door range when ordered with clear backing glass.
- 44mm thick sash.
- 18mm Argon filled units.
- Hard coat glass.
- Warm edge spacerbar technology.
- 5 chamber outer profile.
- Outer profile reinforced thermal rebar.
- Twin seal weather gasket.



Series

Security 5

- German engineered lock.
- 20mm steel bolts.
- Single pocket keeps
- Deadlock.
- 6 pin cylinder.

Strength

- Aluminium reinforcing.
- Made to measure.
- Unique construction.
- 44mm sash.
- 2mm high impact external skin.
- 2mm high impact internal skin.
- 40mm rigid core.

Glazing

- Press glazed technology.
- High security glazing system.
- Draft - leak proof seal.



Glass Designs

- Available from the Select series.
- Clear Lite designs.
- Coloured film designs.

Letterplate

Chrome, Gold

- Plastic surround.
- Thermal/acoustic seal.
- Fully sprung closing.
- 90° opening.

Handle

Chrome, Gold

- Designed for everyday use levers & backplates.
- Spring cassette for ease of operation.
- 2 security fixings.

Thermal Efficiency E

- E-Rated door range when ordered with clear backing glass.
- 44mm thick sash.
- 18mm double glazed units.
- Warm edge spacerbar technology.
- 5 chamber outer profile.
- Outer profile reinforced thermal rebar.
- Weather seal gasket.

Series Comparison

Still struggling to decide which Rockdoor Series best suits your requirements? Then why not use the above chart to compare everything from the strength & security, to furniture quality & energy efficiency of each Series.

ULTIMATE

Series pg 12 - 39
Rockdoors most secure, stylish and thermally efficient composite door, the Ultimate Series provides homeowners everything they could ever need from a top of the range entrance door. If you choose from the Ultimate Series, you can also select a glass design from the Elite or Select Series.




ELITE

Series pg 40 - 51
Elite Series features a reduced range of door styles for homeowners wanting a high quality door, a stylish glass design and good quality furniture. If you choose from the Elite Series, you can also select a glass design from the Select Series.



SELECT

Series pg 52 - 63
The Select Series provides a simple and affordable solution for homeowners looking for basic glass designs, whilst still wanting an attractive looking secure composite door.



HOME
SWEET
HOME



CE



CE

www.rockdoor.com

Partnership Way, Shadsworth Business Park, Blackburn, Lancashire, BB1 2QP 01254 662 999

All photographs, colours, and images are to be considered representative of the actual products. We reserve the right to change specifications at any time. All images copyright to Rockdoor Ltd. Rockdoor is a registered trademark August 2013

[@rockdoorltd](https://twitter.com/rockdoorltd)